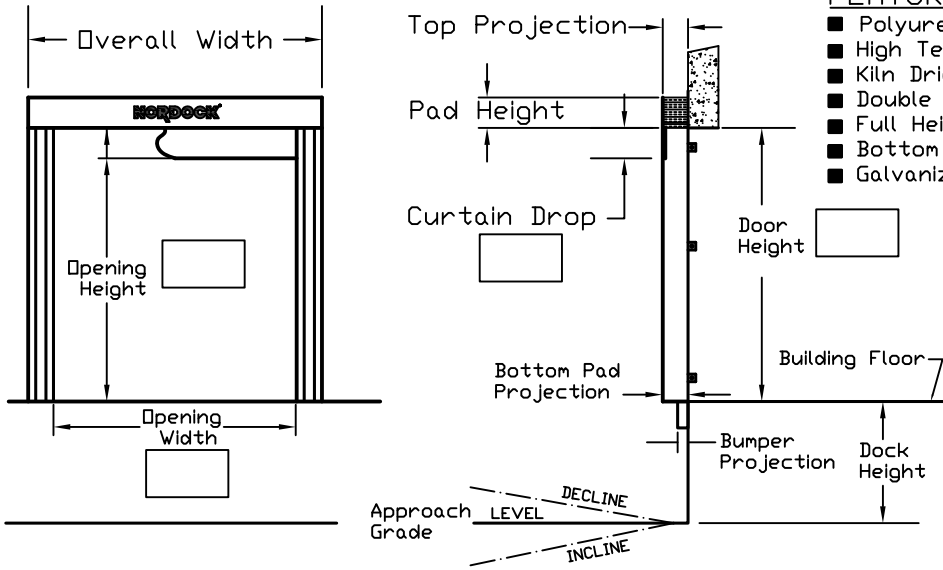


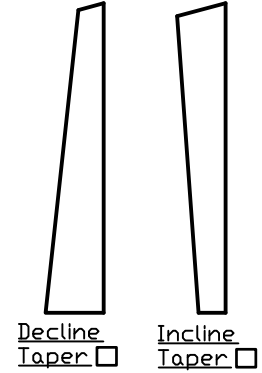
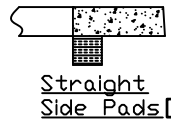
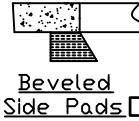
WEARTOUGH[®] SERIES MODEL FP FOAM PAD DOCK SEAL

NORDOCK[®]



FEATURE SUMMARY

- Polyurethane Foam Core With 99% Memory
- High Tear Abrasion Resistant Fabrics
- Kiln Dried Pressure Treated Backing Lumber
- Double Stitched With High Strength Thread
- Full Height Yellow Guide Stripes for Driver Positioning
- Bottom Vents to Release Condensation
- Galvanized Steel Mounting Hardware



SITE DIMENSIONS

DOOR WIDTH: _____ "

DOOR HEIGHT: _____ "

DOCK HEIGHT: _____ "

BUMPER PROJECTION: _____ "

APPROACH GRADE: _____ % SLOPE

INCLINE DECLINE LEVEL

GRADE WALL EXTENSION: _____ "

BUILDING WALL SETBACK: _____ "

OTHER: _____

ORDER INFORMATION

BILL TO: _____

SHIP TO: _____

ORDER DATE: _____ QUANTITY _____

COST EACH: _____ TOTAL COST _____

PURCHASE ORDER NO. _____

NOTES: _____

SEAL SPECIFICATIONS/OPTIONS

BASE FABRIC: 22OZ. VINYL 40 OZ. VINYL
50 OZ. WT-90

COLOR: BLACK BLUE BROWN

WEAR PLEATS: 22 OZ. VINYL 40 OZ. VINYL
50 OZ. WT-90

EXPOSURE 4" 6" 8" 16"

SIDE PAD: HEIGHT _____ "
BOTTOM PROJECTION _____ "
TOP PROJECTION _____ "
BACK WIDTH 8" 10" 12"
FRONT WIDTH 10" 12" 13" 15"
16" 18" OTHER _____ "

HEAD PAD: WIDTH _____ " HEIGHT _____ "

DROP CURTAIN: 12" 18" 24" VELCRO

OPTIONS: DOUBLE LAYER FABRIC ON FRONT FACE

OTHER: _____
