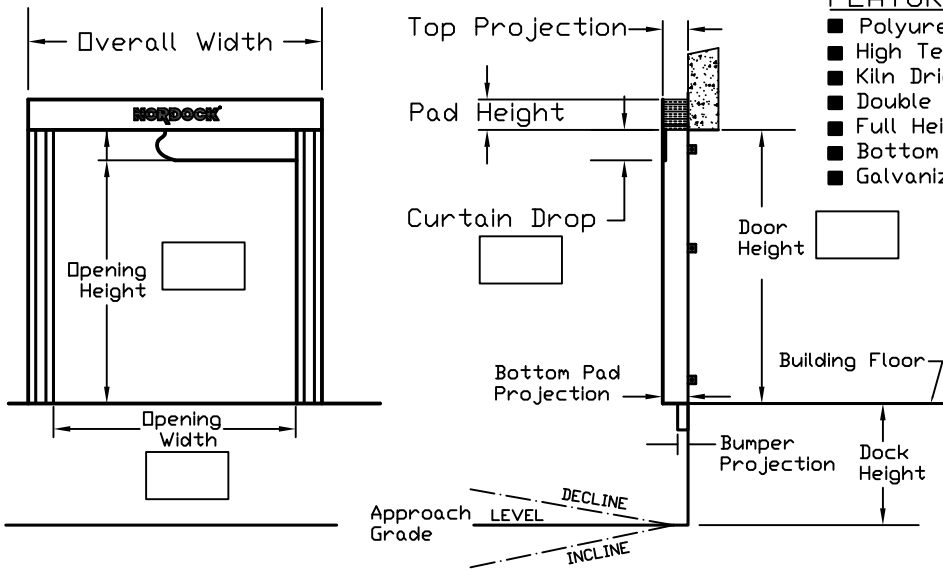


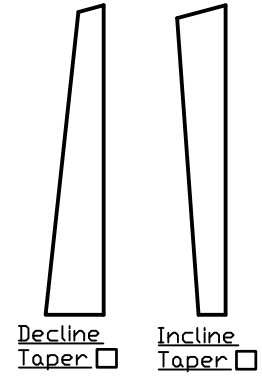
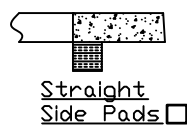
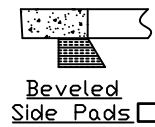
# WEARTOUGH<sup>®</sup> SERIES MODEL FP FOAM PAD DOCK SEAL

# NORDOCK<sup>®</sup>



### FEATURE SUMMARY

- Polyurethane Foam Core With 99% Memory
- High Tear Abrasion Resistant Fabrics
- Kiln Dried Pressure Treated Backing Lumber
- Double Stitched With High Strength Thread
- Full Height Yellow Guide Stripes for Driver Positioning
- Bottom Vents to Release Condensation
- Galvanized Steel Mounting Hardware



### SITE DIMENSIONS

DOOR WIDTH: \_\_\_\_\_ "

DOOR HEIGHT: \_\_\_\_\_ "

DOCK HEIGHT: \_\_\_\_\_ "

BUMPER PROJECTION: \_\_\_\_\_ "

APPROACH GRADE: \_\_\_\_\_ % SLOPE

INCLINE  DECLINE  LEVEL

GRADE WALL EXTENSION: \_\_\_\_\_ "

BUILDING WALL SETBACK: \_\_\_\_\_ "

OTHER: \_\_\_\_\_

### ORDER INFORMATION

BILL TO: \_\_\_\_\_

SHIP TO: \_\_\_\_\_

ORDER DATE: \_\_\_\_\_ QUANTITY \_\_\_\_\_

COST EACH: \_\_\_\_\_ TOTAL COST \_\_\_\_\_

PURCHASE ORDER NO. \_\_\_\_\_

NOTES: \_\_\_\_\_

### SEAL SPECIFICATIONS/OPTIONS

BASE FABRIC: 22OZ. VINYL  40 OZ. VINYL   
50 OZ. WT-90

COLOR: BLACK  BLUE  BROWN

WEAR PLEATS: 22 OZ. VINYL  40 OZ. VINYL   
50 OZ. WT-90

EXPOSURE 4"  6"  8"  16"

SIDE PAD: HEIGHT \_\_\_\_\_ "  
BOTTOM PROJECTION \_\_\_\_\_ "  
TOP PROJECTION \_\_\_\_\_ "  
BACK WIDTH 8"  10"  12"   
FRONT WIDTH 10"  12"  13"  15"   
16"  18"  OTHER \_\_\_\_\_ "

HEAD PAD: WIDTH \_\_\_\_\_ " HEIGHT \_\_\_\_\_ "

DROP CURTAIN: 12"  18"  24"  VELCRO

OPTIONS: DOUBLE LAYER FABRIC ON FRONT FACE

OTHER: \_\_\_\_\_  
\_\_\_\_\_  
\_\_\_\_\_  
\_\_\_\_\_  
\_\_\_\_\_