



DEDICATED PEOPLE - SUPERIOR PRODUCTS

405 LAKE ROAD, UNIT 2
BOWMANVILLE, ON L1C 4P8
T: 905-697-4276 F: 905-697-6422
www.nordockinc.com

EDGE OF DOCK TRANSMITTAL

2019

DATE:

EMAIL:

SALES PERSON:

QUOTED BY:

PHONE:

FAX:

BILL TO:

SHIP TO: SAME AS BILLING ADDRESS

END USER:

P.O. #:

REQUEST SHIP DATE:

SHIP VIA:

WEIGHT

PPD

COL

3RD

MODEL SPECIFICATION: _____ EM EH EFH QUANTITY: _____

LIST PRICE

CAPACITY: 20K 30K 40K 45K 50K 60K 80K OTHER: _____

†EM: 20K-50K, EH: 20K-30K, EFH: 20K-80K

DECK WIDTH: 66" 72" 78" 83"

LIP LENGTH: 16"* 18" 2" CART GUARD TAPER: _____" BARRIER

BUMPERS: NONE 1013 MOLDED* 20" LAMINATED 20" STEEL FACE BUMPER BOXES (HEIGHT): 13"* 20"

PIT MOUNT: NEW EXISTING LENGTH: _____" DEPTH: _____" WIDTH: _____"

CURB ANGLE: NO YES CONDITION: POOR GOOD HEIGHT: _____"

TRANSITION PLATE: NONE WIDTH: _____" LENGTH: _____" DOOR WIDTH: _____"

REAR PLATE OPTIONS:

NONE CHAMFER

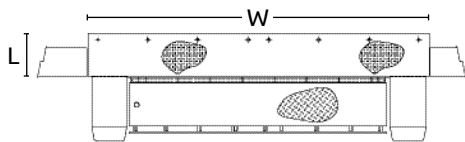
90° BEND 10° BEND

APPROACH RAMP: NONE WIDTH: _____" LENGTH: _____" HEIGHT: _____" DOOR WIDTH: _____"

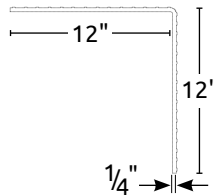
VOLTAGE: SINGLE PHASE 120V 208V 240V
THREE PHASE 208V 240V 480V 600V OTHER: _____

*STANDARD OPTION

TRANSITION PLATE

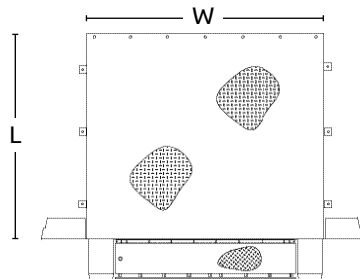
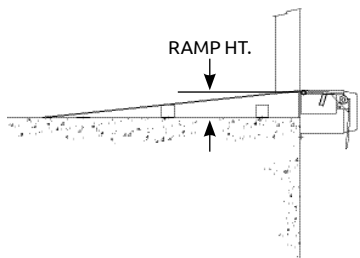


TRANSITION ANGLE



APPROACH RAMP

1" OF RAMP RISE PER 12" OF RAMP LENGTH



SPECIAL REQUIREMENTS:

LIST PRICE

SPECIAL REQUIREMENTS

TOTAL LIST EACH

DISCOUNT (%)

TOTAL DISCOUNT

TOTAL NET EACH

X QUANTITY

SUB-TOTAL

FREIGHT

TAX AMOUNT (\$)

TOTAL

TOTAL