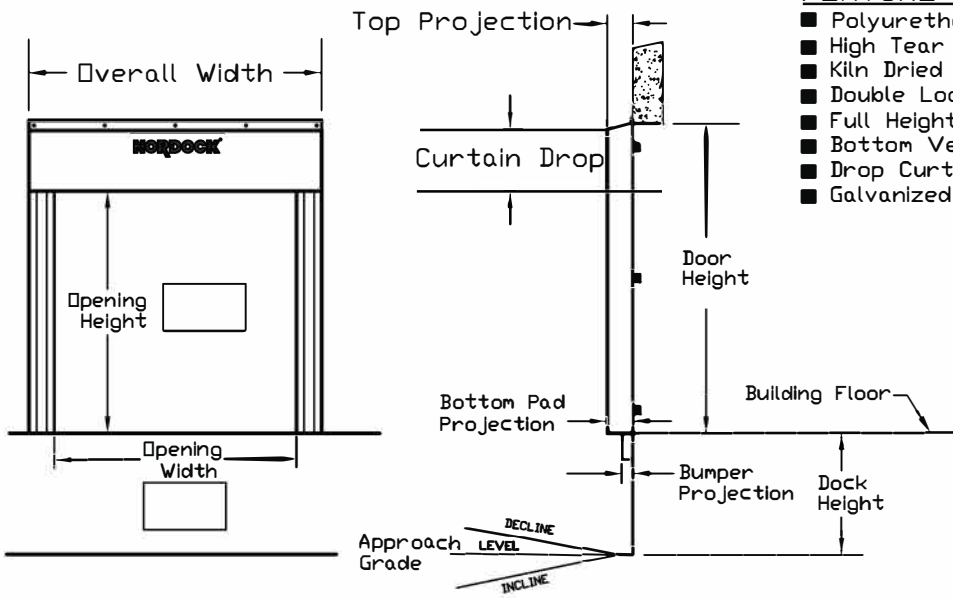


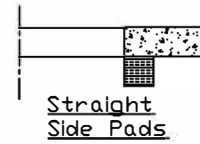
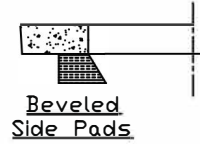
WEARTOUGH® SERIES MODEL FC FOAM PAD DOCK SEAL

NORDOCK®



FEATURE SUMMARY

- Polyurethane Foam Core With 99% Memory
- High Tear Abrasion Resistant Fabrics
- Kiln Dried Pressure Treated Backing Lumber
- Double Lock Stitched With High Strength Thread
- Full Height Yellow Guide Stripes for Driver Positioning
- Bottom Vents to Release Condensation
- Drop Curtain With Velcro Splits
- Galvanized Steel Mounting Hardware



SITE DIMENSIONS

DOOR WIDTH: _____ "

DOOR HEIGHT: _____ "

DOCK HEIGHT: _____ "

BUMPER PROJECTION: _____ "

APPROACH GRADE: _____ % SLOPE

INCLINE DECLINE LEVEL

GRADE WALL EXTENSION: _____ "

BUILDING WALL SETBACK: _____ "

ORDER INFORMATION

BILL TO: _____

SHIP TO: _____

ORDER DATE: _____ QUANTITY _____

COST EACH: _____ TOTAL COST _____

PURCHASE ORDER NO. _____

APPROVED BY: _____

SEAL SPECIFICATIONS/OPTIONS

BASE FABRIC: 22 OZ. VINYL 40 OZ. VINYL
50 OZ. WT-90

COLOR: BLACK BLUE BROWN

WEAR PLEATS: 22 OZ. VINYL 40 OZ. VINYL
50 OZ. WT-90

EXPOSURE 4 " 6 " 8 " 16 "

SIDE PAD: HEIGHT _____ "

BOTTOM PROJECTION _____ "

TOP PROJECTION _____ "

BACK WIDTH 8 " 10 " 12 "

FRONT WIDTH 10 " 12 " 13 " 15 " 16 " 18 " OTHER _____ "

INSIDE SEAL WIDTH _____ "

HEAD CURTAIN: WIDTH _____ "

DROP 18 " 24 " 30 " OTHER _____ "

SPLIT HEIGHT _____ "

OPTIONS: ADJUSTABLE CURTAIN
FOAM FACE - HALF FULL

OTHER: _____
