


THE EVOLUTION OF AIR™



**THE STRONGEST AIR-POWERED DOCK LEVELER EVER BUILT
WITH PATENTED NEXT GENERATION AIR™ TECHNOLOGY**

AIRDOCK® SUPER-DUTY™ FEATURES & BENEFITS

- Fully Protected, SINGLE-CHAMBER™ Balanced Air Bag Activation System with Full Deck Access
- Patented Self-Cleaning Lip Lug & Header Plate (Front Hinge) Design with 20-Year Warranty
- Smooth Transition Continuous Fixed Rear Hinge Provides Easy Transfer & Eliminates Pinch, Trip or Impact Point with 20-Year Warranty
- AUTO-DESCENT Y-LIP™ Fully Yieldable Extension System
- Full Width Plated Front & Rear Hinge Rods
- Wide Flange Structural Deck Beams
- Integral Lip & Deck Maintenance Supports
- Dual Side 33% Deck to Beam Weld Pattern
- Six Solid Steel Rear Frame Supports
- Full Operating Range Telescoping Side Guards
- Self-Contained Easy Access 120 Volt Fan Motor
- Single Push Button Activation
- 16" Lip, (18" & 20" Available)
- Security Night Locks
- Two Laminated Dock Bumpers Included

SPECIFICATIONS

DESCRIPTION

The SUPER-DUTY™ AIRDOCK® Series of air-powered dock levelers is the smart choice for the most demanding loading docks to receive the absolute best long term return on investment available. The patented lifting system utilizes a revolutionary Protected SINGLE-CHAMBER™ balanced air bag and PULL-ACTION™ design reduces parts and friction while allowing easy inspection and access to the deck assembly.

The 60,000 lb. capacity rating is higher than any previous industry offering in an air-powered leveler, a true testament to the superior design. The self-contained design provides easy handling & installation with a fully protected bag and a lift system that does not contact the floor of the pit. Nominal platform sizes available include 6, 6.5 & 7 feet wide x 6, 8 & 10 feet long.

Standard features include full operating range telescoping side guards, night security locks, integral maintenance supports, safety black & yellow side skirt labels, and two heavy-duty dock bumpers.

OPERATION

The operator presses the control button until the deck is fully raised. Releasing the button activates the AUTO-DESCENT LIP™ system that extends the lip as the deck lowers placing it smoothly onto the truck bed. The leveler will float up and down and side to side with the truck during loading to maintain lip contact at all times.

To store the dock leveler, the operator presses the control button that activates the lift system allowing the lip to automatically retract to a pendant position, releasing the button deactivates the air power to store the leveler in a fully supported position level with the building floor.

The standard 16" lip will extend out 11" beyond a 4" bumper and engage a truck 12" above and below building floor level. Note: Longer lip options & 6' long models have reduced above dock service range.

CONSTRUCTION

Unitized platform structure with dual side 33% beam to deck weld pattern and continuous welds at the beams to header plate and lugs for maximum strength. The deck plate, lip plate and beams are constructed from high-tensile steel and safety tread top running surface. The deck support structure includes wide flange style beams and welded side guards that provide additional platform strength.

The frame has four upright, two forward supports and a fixed continuous smooth transition rear hinge to eliminate pinch, trip or impact point. A security lock system is provided to prevent illegal building entry when the overhead door is closed. Full width zinc plated rear hinge rod and hard chrome plated front hinge rod are both factory coated with anti-seize lubricant. A single NEMA 4 push-button control operates the 120-Volt fan motor.

SUPERIOR WARRANTIES

20
YEAR

Exclusive Lip Lug
& Header Plate
(Front Hinge)

20
YEAR

Full Width
Rear Hinge

10
YEAR


Structural

5
YEAR

Lifting System



EXCLUSIVE LIP LUG & HEADER PLATE DESIGN WITH
20-YEAR WARRANTY



SMOOTH TRANSITION CONTINUOUS REAR HINGE
20-YEAR WARRANTY



www.nordockinc.com - sales-nordock@iwsolutions.com - Toll Free: 1-866-885-4276

NORDOCK® Inc. reserves the right to make changes to specifications without notice or obligation. NORDOCK® products are covered by numerous U.S. and foreign patents and pending applications.

SUBMITTAL

PROJECT INFORMATION

Job Name: _____

Address: _____

General Contractor: _____

Distributor: _____

Model: _____

Quantity: _____

Capacity: ☐ 60K

Voltage: ☐ Single Phase ☐ 120V ☐ Other: _____

Integrated Control: ☐ Yes ☐ No

CERTIFIED FOR CONSTRUCTION

Date: _____

Company: _____

Address: _____

MODELS & NOMINAL DIMENSIONS

MODEL*	WIDTH	LENGTH
SA-66-60	6' 0"	6' 0"
SA-68-60	6' 0"	8' 0"
SA-610-60	6' 0"	10' 0"
SA-6.58-60	6' 6"	8' 0"
SA-6.510-60	6' 6"	10' 0"
SA-76-60	7' 0"	6' 0"
SA-78-60	7' 0"	8' 0"
SA-710-60	7' 0"	10' 0"

*Add capacity required. Example: SA-68-60.

Contact a sales representative at **1-866-885-4276** or email **sales@nordockinc.com** for more information.


OPTIONS & ACCESSORIES

ADDITIONAL OPTIONS & ACCESSORIES

- 18" or 20" Long Lip
- Brush & ALL-SEAL™ Weather Seal Systems
- Self Forming Pour in Pan
- AIR-STOP™ Emergency Control
- Zinc Plated Lifting Pans / Spray Zinc Deck, Lip & Frame
- AIR-STOP™ Safety System
- Foam Insulated Deck
- 80,000 Lb. Capacity – Consult Factory



SMART-HOOK® & TRUCK-LOCK®
VEHICLE RESTRAINTS



LOGI-SMART® & INTEGRATED
CONTROL PANEL



FALL-STOP™
SAFETY BARRIER GATES



BRUSH & ALL-SEAL™
WEATHER SEAL SYSTEMS



10-YEAR STRUCTURAL WARRANTY
IMPACT™ SERIES STEEL SPRING
& STEEL FACE DOCK BUMPER



WEARTOUGH®
DOCK SEALS & SHELTERS

www.nordockinc.com - sales-nordock@iwsolutions.com - Toll Free: 1-866-885-4276

NORDOCK® Inc. reserves the right to make changes to specifications without notice or obligation. NORDOCK® products are covered by numerous U.S. and foreign patents and pending applications.